


Bianco



Oro Zeechino

CADORO VELVET



M601



M602



M603



M616



M617



M618



M631



M632



M633



M645



M646



M647



M604



M605



M606



M619



M620



M621



M634



M635



M636



M648



M649



M650



M607



M608



M609



M622



M623



M624



Argento



M637



M638



M651



M652



M653



M610



M611




M612



M625




M626




M627



M639



M640



M641



M654



M655



M656



M613



M614



M615



M628



M629



M630



M642



M643



M644



M657



M658



M659



# CADORO VELVET

VELVETY EFFECT DECORATIVE FINISH FOR INTERIORS

series 377

## DESCRIPTION

An elegant, sophisticated finish for interiors which reproduces a velvet effect that is rich in shading and soft to the touch, and suitable for both classical settings and modern contexts.

It allows the most sophisticated decorative needs to be met, according to the user's imagination and the application technique used.

It is easy to apply and should be applied to a base prepared with DECORFOND 3880019.

## INSTRUCTIONS FOR USE

May be applied on:

- New and old plasters based on hydraulic binders.
- Concrete surfaces.
- Gypsum and gypsumboard surfaces.
- Old paints and wall coatings that are organic or mineral in nature, dry, compact, absorbent and cohesive.
- Mineral conglomerates of various kinds, as long as they are absorbent.

Surfaces should be adequately prepared by following the instructions given in the paragraph 'PREPARING THE SURFACE'.

Do not apply on freshly painted surfaces.

## TECHNICAL SPECIFICATIONS

- Type of Binder: acrylic resins in water emulsion
- Specific gravity per UNI EN ISO 2811-1: 1.00 ± 0,05 kg/l
- Drying (at 25 °C and 65% R.H.): to touch 30 min.; to recoat after 6 hours.

## PREPARING THE SURFACE

Plaster, gypsum and gypsumboard surfaces:

- Make sure that the surface is thoroughly dried and aged. Resurface or consolidate using specific products if necessary.

- If mold is present, treat the surface with COMBAT 222 cleanser code 4810222, and with COMBAT 333 reconstruction code 4810333. To protect the wall from mold formation add COMBAT 444 code 4810444 sanitizer to the product.

- Brush or wash to remove any efflorescence and any old peeling paint. Completely eliminate any raised layers of lime-based or tempera paints.

- Remove any dust, smog or other deposits by brushing.

- Level any irregularities in the surface and treat holes, cracks, crevices and gaps with TAMSTUCCO 9400006/9410110; sand putty and touch-ups with sandpaper.

- Use adequate sealants to seal any cracks.

- Smooth if necessary with RASAMIX 9440160 or with BETOMARC 9450150 or RASOMARC 9500150 according to the type of support.

- On a clean, dry surface apply one coat of IDROFIS 4700006 acrylic water-based wall fixative or ATOMO 8840001 micronized solvent-free fixative. On gypsumboard, apply the specific fixative PREPARA 4710019 pigmented fixative.

- Apply 2 coats of DECORFOND 3880019 diluted at 30-35% with water, by brush or roller, in order to obtain an homogenous, ideal support for the application.

- On dry surfaces apply CADORO VELVET.

\*(The dilution of the fixative and amounts to be applied depend on the absorption of the support surface, and must be determined through preliminary tests on the specific support surface - See the relevant technical data sheet).

## APPLICATION INSTRUCTIONS

- Air and support surface conditions:

Air temperature: Min. +8 °C / Max. +35 °C

Relative environmental humidity: <75%

Support surface temperature: Min. +5 °C / Max. +35 °C

Moisture level of the support surface: <10%

- Tools: brush, plastic/inox trowel.

- N. of coats: 2 coats.

- Diluting: ready to use.

- Tools should be cleaned immediately after use using water.

- Applicative modalities:

- Distribute CADORO VELVET over a dry base using a brush or a plastic or steel trowel, spreading the product uniformly.

Once dry, using a plastic or steel trowel, apply a further coat using the tool to create rotations in opposite directions and so velvety facets.

- Indicative spreading rate: 3-5 sqm/l based on two coats on smooth surfaces featuring average absorption. We recommend performing a field test on the specific support surface to determine yield.

## TINTING

Colors are obtainable via the Marcromie color matching system and using COLORADO series 548 colorants.

When using multiple batches it is recommended to remix the various products together to avoid slight differences in shading.

## STORAGE

Maximum temperature for storage: +30 °C.

Minimum temperature for storage: +5 °C.

The product should be preferably used within 2 years from date of manufacture when stored in original unopened containers and in appropriate temperature conditions.

## SAFETY RULES

Limit value EU (Dir. 2004/42/EC)

Cat. L: Decorative effect coatings (water-base): 200 g/l (2010)

CADORO VELVET Contains max: 200 g/l VOC

The product does not require labelling in accordance with 67/548/EEC and 1999/45/EC and its subsequent changes and updates. Use the product according to current health and safety regulations; after use, do not discard the containers in the environment; allow the residue to dry thoroughly, then treat as special waste. Store out of the

# CADORO VELVET

VELVETY EFFECT DECORATIVE FINISH FOR INTERIORS

series 377

reach of children. Do not dispose of residues in the sewers, waterways or ground.

For more information consult the safety data sheet.

## SPECIFICATION ITEM

Application to already prepared interior finishes of the velvety effect decorative finish CADORO VELVET 377 line, based on an acrylic copolymer in aqueous emulsion, with at least 2 coats according to the indicated yield.

Supply and application of the material € ..... per m2.

*COLORIFICIO SAN MARCO guarantees that the information herein is provided to the best of its technical and scientific knowledge and based on its experience; nonetheless, the company may not be held liable for the results obtained using these products, as application conditions are beyond its control. It is recommended to always make sure that the product is suited to each specific instance. The present sheet voids and replaces any previously existing sheets. For further technical information call the technical service +39 041 4569322.*