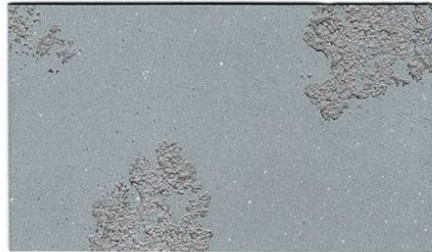



*Effetto dilavato C120*



*Effetto levigato fine C123 - fondo Veneziagraf 202R*



*Effetto levigato medio C123 - fondo Marcotherm-Syl Rustico*



*Effetto cassero 0019*




*Effetto a rullo C125*




*Effetto stucco C131*



CONCRET\_ART




*C120*



*C120 Effetto levigato*



*C121*




*C121 Effetto levigato*




*C122*



*C122 Effetto levigato*




*C123*




*C123 Effetto levigato*




*C124*




*C124 Effetto levigato*




*C150*




*C151*




*C152*




*C155*




*C140*




*C141*




*C130*



*C131*



*C135*



*C139*



# CONCRET\_ART

DECORATIVE FINISH WITH CONCRETE EFFECT FOR INDOOR/OUTDOOR USE

series 385

## DESCRIPTION

CONCRET\_ART is an acrylic siloxane decorative coating that enables to obtain surfaces with a strong character of solidity and concreteness typical of the "fair-face" concrete. The acrylic binder, associated with the siloxane component, ensures CONCRET\_ART a high surface hardness, good breathability and resistance to rain water.

The application methods enable to obtain effects ranging from the uniform minimalist to the gently antiqued.

The formulation is adaptable to the various requirements of modern building. Indoor is indicated in the commercial and residential areas, where is possible to reproduce on any wall the effects of the concrete "washout", "formwork", "smoothed" following the canons of the contemporary style of interior design.

Outdoor are achievable effects like "fine smoothed" and "medium smoothed" aesthetic solutions in terms of weather resistant.

## INSTRUCTIONS FOR USE

It may be applied indoor on:

- New and old plasters based on hydraulic binders.
- Concrete surfaces.
- Surfaces plaster and plasterboard.
- Old paints and coatings that are organic or mineral, dry, compact, absorbent and cohesive.
- Conglomerates of various kinds provided mineral absorption.
- Surfaces in wood, chipboard, plywood and similar.

It may be applied outdoor on:

- External Thermal Insulation Composite Systems (ETICS).
- New and old plasters based on hydraulic binders.
- Concrete surfaces.
- Old paints and wall coatings that are organic or mineral in nature, dry, compact, absorbent and cohesive.
- Mineral conglomerates of various kinds, as long as they are absorbent.

Surfaces should be adequately prepared by following the procedures in the paragraph 'PREPARING THE SURFACE'.

Do not apply on freshly painted and slightly alkaline, allow adequate time to maturity, usually four weeks.

## TECHNICAL SPECIFICATIONS

-Type of Binder: Acrylic copolymer modified with siloxane in aqueous dispersion

-Solvent: water

-Density UNI EN ISO 2811-1:  $1.75 \pm 0.05$  kg/l

-Viscosity UNI 8902:  $120,000 \pm 1,000$  cps at 25 ° C (Brookfield viscometer)

-Alkali resistance per UNI 10795: alkaliproof

-Drying (at 25 ° C and 65% RH): to touch in 30 min.; to recoat after 6 hours (varies depending on the thickness applied).

- Classification per UNI EN 1062-1: (paints for exterior)

.Gloss per EN ISO 2813: class G3 (<10, matt)

.Dry film thickness per ISO 3233: class E5 (>500 µm)

.Grain size per EN ISO 787-18: class S3 (<1500 µm)

.Water vapour transmission rate per UNI EN ISO 7783-2: class V1 (Sd<0,14 m high) Sd=0.08 m

.Liquid water permeability per UNI EN 1062-3: class W3 (W≤0,1 low)

.Crack-bridging per UNI EN 1062-7A: class A0 (no requirement)

.CO2 permeability per UNI EN 1062-6: class C0 (no requirement)

-Adding COMBAT 111 code 4810111 the product is resistant to mold and algae in comply to UNI EN 15457 e UNI EN 15458.

## PREPARING THE SURFACE

Interior supports

- Make sure the surface is thoroughly dried and aged. If not, resurface or consolidate using specific products.

- In presence of mold, treat the surface with COMBAT 222. 4810222, and with COMBAT 333 reconstruction cod. 4810333. To protect the wall from mold formation use COMBAT 444 cod. 4810444.

- Brush or wash any efflorescence and any old peeling paint. Completely eliminate any raised layers of lime-based or tempera.

- Remove any dust, smog or other deposits by brushing.

Plaster, plaster and plasterboard, conglomerates:

- Level the surface irregularities and treat holes, cracks and gaps with TAMSTUCCO 9400006/9410110, sand putty and touch-ups with sandpaper.

- Adequate sealants to seal any cracks.

- Do any smoothing with RASAMIX 9440160 or 9450150 or BETOMARC RASOMARC 9500150 according to the type of support.

- When the surface is clean and dry, apply:

a layer of IDROFIS 4700006 acrylic water wall fixative or micronized solvent-free fixative ATOMO 8840001.

- Apply CONCRET\_ART.

Concrete surfaces:

- Remove the structural components of the cement.

- The metal reinforcement protruding from the surface must be carefully brushed and treated with BETOXAN PRIMER 9490125 passivating agent.

- Restore the missing parts with the smoothing BETOXAN 400 or 300 BETOXAN Malta shrinkage fiber-reinforced thixotropic 9490140/0130, perform the final smoothing with shrinkage Rasante BETOXAN 200 9490120.

- The surface is clean and dry, apply a coat of water-based acrylic wall fixative IDROFIS 4700006 or micronized solvent-free fixative ATOMO 8840001.

- Apply CONCRET\_ART.

Surfaces of solid wood and plywood:

- Sand lightly to remove the raised wood fibers.

- Remove any layers of old flaking paint and rough up all painted surfaces.

- Remove any resin with a suitable diluent.

- Fill any imperfections with plaster paste TAMSTUCCO 9400006 or 9100019 STUCCO WALL.

- Apply CONCRET\_ART.

# CONCRET\_ART

DECORATIVE FINISH WITH CONCRETE EFFECT FOR INDOOR/OUTDOOR USE

series 385

Pay attention to the treatment of woods rich in tannin. For prevent the formation of dark spots apply UNIMARC PRIMER ANTITANNINO cod

Exterior supports

- Check the preservation status. The surface must be smooth. If not, resurface or consolidate using specific products.
- If mold is present, first treat the surface with COMBAT 222 cleanser 480222 and with COMBAT 333 reconstruction 4810333.
- Make sure that the surface is thoroughly dried and apply:
- Remove any efflorescence present by brushing or washing.
- If old paint is present, remove any peeling parts that are not completely adhered, while raised layers of lime-based or tempera paints must be completely removed by thoroughly wetting the surface and scraping, or using a high-pressure water jet machine.
- Remove any dust, smog or other deposits by brushing.

Plaster surfaces:

- Cracks must be adequately widened and filled with stucco or similar products.
- Level any irregularities in the surface. Treat any holes, cracks, crevices and gaps with BETOMARC 9450150, RASAMIX 9440160, or RASOMARC 9500150 according to the type of support.
- Make sure that the support is completely dry and apply a coat of IDROFIS 4700006 acrylic water-based wall fixative, or ISOMARC 4410111 solvent-based wall fixative, or micronized solvent-free fixative ATOMO 8840001.
- On very absorbent plaster, can be applied one coat of NEPTUNUS PRIMER H code 0760230, to give an hydrophobic surface.
- On non uniforme surfaces, it's possible to apply one coat of ACRISYL GRIP code 9320019 levelling base.
- Proceed with the application of CONCRET\_ART adding COMBAT 111 (1 l of additive to 25 kg of CONCRETE\_ART) according to the methods described in the application instructions.

Concrete surfaces:

- Remove any crumbling structural cement.
- The metal reinforcement disks visible on the surface must be carefully brushed and treated with BETOXAN PRIMER 9490125 passivating agent.
- Restore the missing parts with the smoothing coats BETOXAN 400 or BETOXAN 300 Non-shrinking thixotropic fiber-reinforced mortar 9490140/130; perform the final smoothing with BETOXAN 200 Non-shrinking anti-carbonation smoothing coat 9490120.
- Make sure that the support is completely dry and apply a coat of ISOMARC 4410111 solvent-based wall fixative or micronized solvent-free fixative ATOMO 8840001.
- On non uniforme surfaces, it's possible to apply one coat of ACRISYL GRIP code 9320019 levelling base.
- Proceed with the application of CONCRET\_ART adding COMBAT 111 (1 l of additive to 25 kg of CONCRETE\_ART) according to the methods described in the application instructions.

Surfaces with External Thermal Insulation Composite Systems.

- Make sure that the support has a maturation time that meets the manufacturers' specifications.
- Check the consistency of the smoothing coats; the surface must be smooth.
- Apply a coat of ATOMO 8840001 micronized solvent-free fixative or MARCOTHERM PRIMER 4740019.
- Proceed with the application of CONCRET\_ART adding COMBAT 111 (1 l of additive to 25 kg of CONCRETE\_ART) according to the methods described in the application instructions.

(The thinning of the sealer and the quantity to be applied depend on the level of absorption of the surface and should be determined by performing preliminary tests on the specific surface).

## APPLICATION INSTRUCTIONS

- Environmental and Support conditions:

Air temperature: Min +8 ° C / +35 ° C

Relative humidity: <75%

Surface Temperature: Min +5 ° C / +35 ° C

Moisture: <10%

-Tools: steel trowel for smoothing primer and paint.

-Dilution: ready to use. It is possible to adjust the viscosity of the product by adding 1% maximum water.

-No. layers: 1-2 layers of product depending on the aesthetic effect sought.

Application on interior

Effect "formwork"

First layer of CONCRET\_ART with steel trowel and damp it goes over the surface with a rubber pad and wood effect.

After drying wipe a second thin layer of CONCRET\_ART always with steel trowel to smooth finish.

Total consumption in the 2 layers 0.8 to 1 kg/m<sup>2</sup>

Effect "washout"

First layer of CONCRET\_ART with steel trowel just to mow.

After drying spread a second layer of CONCRET\_ART with steel trowel. A moist it goes over the surface with a trowel in horizontal or vertical depending on the effect sought by using the tool level.

Total consumption in the 2 layers 0.8 to 1 kg/m<sup>2</sup>

Effect "fine smoothed"

First layer preparation using VENEZIAGRAF laid with steel trowel omitting the final smoothing.

After drying stretches with steel trowel a layer of CONCRET\_ART taking care not to totally cover the surface. The diversity of the deposit will determine the extent alveolar aesthetic effect. Completely dry there will be a slight surface abrasion to achieve orbital with plenty of paper grit 100/120.

Consumption for the first layer of VENEZIAGRAF: 1.5-2 kg/m<sup>2</sup>

Consumption CONCRET\_ART: 0.8 to 1 kg/m<sup>2</sup>

Effect "medium smoothed"

First layer preparation using STILE RESTAURO

# CONCRET\_ART

DECORATIVE FINISH WITH CONCRETE EFFECT FOR INDOOR/OUTDOOR USE

series 385

COMPACT laid with steel trowel omitting the final smoothing.

After drying stretches with steel trowel a layer of CONCRET\_ART taking care not to totally cover the surface. The diversity of deposit determine the width of alveolar aesthetic effect. Completely dry there will be a slight surface abrasion to achieve orbital with plenty of paper grit 100/120.

Consumption for the first layer of STILE RESTAURO COMPACT 2.5 to 2.8 kg/m<sup>2</sup>

Consumption CONCRET\_ART: 1 to 1.3 kg/m<sup>2</sup>.

Outdoor application

- Avoid applying when surface condensation is present, or in direct sunlight.

- To avoid compromising the optimal appearance and performance of the product, we recommend that it be applied only in the aforementioned climate conditions, and that the surfaces be protected from rain and damp for approximately 48 hours. This will allow the product to dry completely and ensure even polymerization, which takes place in approximately 10 days.

- Surfaces bathed by rainwater during the approximately 10 days, could show translucent vertical lines. Such an occurrence does not compromise the product's performance, and may be removed by high-pressure water cleansing or after subsequent rainfalls.

- Application on surfaces with salt efflorescence or subject to rising damp may interfere with the product's adherence to the support. It is therefore necessary to first reconstruct the masonry using dehumidifying plasters, then paint with the NEPTUNUS siloxanic system.

"Fine smoothed " effect

1° coat of preparation using VENEZIAGRAF ANTIALGA or ACRYLIL INTONACHINO.

In the presence of surfaces with thermal insulating coating, use ACRYLIL INTONACHINO or MARCOTHERM SYL INTONACHINO. Spread the product selected by steel trowel avoiding the final smoothing.

After drying spread with steel trowel one coat of CONCRET\_ART (adding COMBAT 111) taking care to the complete coverage of the surface. The diversity of deposit will determine the magnitude of the aesthetic alveolar effect. Once fully dry proceed to a slight superficial abrasion to be realized with orbital sander fitted with 100/120 grit paper.

Consumption of the first coat VENEZIAGRAF ANTIALGA: 1,8-2 kg/sqm

Consumption of the first coat of ACRISYL INTONACHINO: 1,8-2 kg/sqm

Consumption of the first of MARCOTHERM-SYL INTONACHINO: 1,8-2 kg/sqm

Started the phase of application of the thick coating, to avoid aesthetic discontinuity, it is not recommended replacement.

Consumption of CONCRET\_ART: 0,8-1 kg/sqm

"Medium smoothed" effect

1° coat of preparation using STILE RESTAURO COMPACT (adding COMBAT 111) spread with steel trowel avoiding the final smoothing.

In the presence of surfaces with thermal insulating coating, use ACRISYL RUSTICO or MARCOTHERM RUSTICO.

After drying spread with steel trowel one coat of CONCRET\_ART (adding COMBAT 111) taking care to the complete coverage of the surface. The diversity of deposit will determine the magnitude of the aesthetic alveolar effect. Once fully dry proceed to a slight superficial abrasion to be realized with orbital sander fitted with 100/120 grit paper.

Consumption for the first coat of STILE RESTAURO COMPACT: 2,6-2,8 kg/sqm

Consumption for the first coat of ACRISYL RUSTICO: 2,7-3 kg/sqm

Consumption for the first coat of MARCOTHERM RUSTICO: 2,7-3 kg/sqm

Started the phase of application of the thick coating, to avoid aesthetic discontinuity, it is not recommended replacement.

Consumption of CONCRET\_ART: 1-1,3 kg/sqm.

## TINTING

The coloring is obtainable by the Marcromie color matching system and with the dyes COLORADO series 548.

In the case of using multiple batches it is recommended to remix the various products together to avoid slight differences in shading.

Over surfaces with thermal insulation "coating" ETICS, in order to limit the mechanical stresses due to the overheating of the surface to sunlight, it is suggested to use color tones with index of reflectance (Y) higher than 20.

## STORAGE

Maximum storage temperature: +30 °C

Minimum storage temperature: +5 °C

The product should be used preferably within 2 years from date of manufacture when stored in original unopened containers and in appropriate temperature conditions.

## SAFETY RULES

EU limit value (Dir. 2004/42/EC)

Cat A / I: Decorative effect coatings (water-based): 300 g/l (2007) / 200 g/l (2010)

CONCRET\_ART Contains max: 100 g / l VOC

Use the product according to current standards of hygiene and safety after use, do not litter containers, allow the residue to dry and treat them as special waste. Keep out of the reach of children. If swallowed, seek medical advice immediately and show this container or label. Do not empty into drains, water courses or onto the ground.

For more information see the safety data sheet.

## SPECIFICATION ITEM

CONCRET\_ART concrete effet decorative finish for indoor /outdoor use.

Application on already prepared base coats, CONCRET\_ART series of 385, based on acrylic-siloxane copolymer in aqueous dispersion, in the quantity and

# CONCRET\_ART

DECORATIVE FINISH WITH CONCRETE EFFECT FOR INDOOR/OUTDOOR USE

**series 385**

methods determined by the absorption and the desired aesthetic effect.

Supply and application of the material € ..... per sqm.

*COLORIFICIO SAN MARCO guarantees that the information herein is provided to the best of its technical and scientific knowledge and based on its experience; nonetheless, the company may not be held liable for the results obtained using these products, as application conditions are beyond its control. It is recommended to always make sure that the product is suited to each specific instance. The present sheet voids and replaces any previously existing sheets. For further technical information call the technical service +39 041 4569322.*